



Garages, Workshops & Garden Rooms



Welcome to Hanson Steel Buildings

We are proud to introduce you to the most innovative and extensive range of steel buildings in the UK.

Throughout our long established history, Hanson Steel Buildings have built up a reputation synonymous with quality and customer satisfaction.

Our steel buildings are manufactured using high quality galvanised steel frames in a range of colours plus two wood effect finishes all backed by our 10 year structural guarantee, you'll be surprised at how they compare to other building solutions.

Each of our buildings are delivered and installed by our highly qualified installers, therefore ensuring we can maintain our reputation of offering an excellent product as well as providing a complete service to the customer.





Garages

4-5



Sheds & Workshops

6-7



Garden Rooms

8-9



Insulation

10



Colours and Extras

11



Get in Touch

12

Why Choose Hanson Steel Buildings



CE Marked Product

Our product is CE Marked for the manufacture of steel fabricated sectional structures.



Different Levels of Insulation

Select from a range of insulation levels including the option to upgrade to 40mm, 80mm or 100mm insulation.



Bespoke Designs

All buildings are unique and can be built to your own size and design depending on your exact requirements.



Quick Installation

Our prefabricated panels enable a quick hassle free installation by our highly qualified team of installers.



Wide Range of Colours and Finishes

Your building can be built in a range of standard colours or upgrade to a woodgrain finish.



Maintenance Free Buildings

All our units are maintenance free saving you time and money on the maintenance of your building.



Strong Galvanised Steel Framework

All frames are made of heavy duty, structural grade galvanised steel sections.



10 Year Guarantee

All buildings include a 10 year guarantee giving you peace of mind.



Domestic Garages

Our range of garages are perfect to ensure your vehicles and prized possessions are stored in a secure and dry environment.

We understand that every home is different and can provide our customers with a bespoke design service. We can provide a range of classic or contemporary designs to compliment your property.

Our garages can be designed for a variety of uses, including vehicle storage, vehicle maintenance, workshops, valeting, general storage and are also a popular option for the storage of classic cars.

We offer a comprehensive range of manual and motorised main doors. Our doors come in a variety of styles and colours, ensuring that you can find the perfect match for your home's exterior.

Our doors offer excellent durability and long-lasting performance. For those who want the ultimate in convenience we offer a range of motorised garage doors. With advanced features like remote control operation and built-in safety sensors, our motorised doors are the ultimate in convenience and security.

Colours



Wood Effect Finishes



Panel Profiles



Levels of Insulation

<p>25mm ROOF INSULATION</p>	<p>Bronze</p> <p>Roof Insulation: 25mm</p> <p>Wall Insulation: None</p>
<p>25mm ROOF & WALL INSULATION</p>	<p>Silver</p> <p>Roof Insulation: 25mm</p> <p>Wall Insulation: 25mm</p>
<p>40mm* ROOF & WALL INSULATION</p>	<p>Gold</p> <p>Roof Insulation: 40mm, 80mm, 100mm*</p> <p>Wall Insulation: 40mm, 80mm, 100mm*</p>



“My new Gold Range garage has been installed for a few weeks now and I have to say that it really has exceeded my expectations. The installation was quick due to the off-site manufacturing process which is a huge bonus.”

Mr. Albertson



Sheds & Workshops

As a leading manufacturer and supplier in the industry, we take pride in delivering the highest quality products that meet your unique needs.

Our range of sheds and workshops offer an attractive solution for the storage of equipment.

Whether you're a DIY enthusiast or hobbyist we can help you design a building space that has everything you need. These buildings provide a working area that is dry and secure.

With a 30-year pedigree, our steel range offers you excellent value for money, elegant design, truly bespoke and maintenance free building solution for any application.

Our steel buildings are manufactured using high quality galvanised steel frames and available in a range of cladding colour finishes plus two wood effect finishes all backed by our 10-year structural guarantee. In addition, there is a range of optional extras you can incorporate into your building design. (see page 11)

With the fastest on-site installation in the market we are able to offer a low-cost solution to suit your needs.

Colours



Wood Effect Finishes



Panel Profiles



Maxi Rib
Selected colours*



Plank Effect
All colours & finishes



Ship Lap
All colours & finishes



Vertical
Standard colours only

Levels of Insulation

25mm ROOF INSULATION	Bronze
	Roof Insulation: 25mm Wall Insulation: None

25mm ROOF & WALL INSULATION	Silver
	Roof Insulation: 25mm Wall Insulation: 25mm

40mm* ROOF & WALL INSULATION	Gold
	Roof Insulation: 40mm, 80mm, 100mm* Wall Insulation: 40mm, 80mm, 100mm*



"I ordered a 6m x 3m gold range, metal insulated workshop/shed direct from Hanson Buildings and was very pleased with the product. It was erected very efficiently in 1 day, the workmen returned next day to finish off guttering etc."

Mr Rickards



Garden Rooms

Whatever vision you have for your garden room, we can help you create something to meet your needs.

Our buildings are perfect if you work or study from home or have a hobby that requires extra space in a warm and secure environment.

Typical uses include man cave, home office, beauty salon, gym, cinema room, or simply a modern, cosy environment to entertain guests in.

Garden rooms can be supplied with a pent or apex roof and with a large range of custom options such as full height windows, roof styles finishes, french doors and personnel doors (see page 11). You can also choose from a range of colours and wood effect finishes.

All garden room frames are constructed from high quality galvanised steel. Our wall and roof panels are available from single skin up to 100mm insulation levels.

As standard our Garden Rooms come with highline steel guttering and a 10 Year Structural Guarantee to give you peace of mind you can enjoy our building for many years to come.

Colours



Wood Effect Finishes



Panel Profiles



Levels of Insulation

25mm ROOF INSULATION	Bronze Roof Insulation: 25mm Wall Insulation: None
25mm ROOF & WALL INSULATION	Silver Roof Insulation: 25mm Wall Insulation: 25mm
40mm ROOF & WALL INSULATION	Gold Roof Insulation: 40mm, 80mm, 100mm* Wall Insulation: 40mm, 80mm, 100mm*



"It's built and it looks brilliant! Thank you for all of your help, I am delighted with it! The team fitting it were brilliant as well, they gave me loads of useful advice for when I'm rebuilding it." Mr Allen

Levels Of Insulation



Bronze Range




Silver Range



Gold Range

Features of the Bronze Range:

- Special 25mm triple layer roof insulation system
- 100mm heavy duty fully galvanised framework
- Pre-fabricated wall & roof panels for easy site access
- All exterior fasteners are colour coded
- Heavy duty roof clearlights that won't discolour
- Walls are ventilated with louvered vents for air movement
- No condensation dripping
- Large choice of doors, windows, colours and finishes




Features of the Silver Range:

- Special 25mm triple layer roof and wall insulation system
- 100mm heavy duty fully galvanised framework
- Pre-fabricated wall & roof panels for easy site access
- All exterior fasteners are colour coded
- Polycarbonate clearlights with a multiple layer anti-condensation barrier
- For optimal dry storage of goods and vehicles
- Large choice of doors, windows, colours and finishes



Features of the Gold Range:

- 40mm, 80mm, 100mm roof & wall insulated composite panel
- 100mm heavy duty fully galvanised framework
- Pre-fabricated wall & roof panels for easy site access
- Durable white metal interior finish which is fully washable
- All exterior fasteners are colour coded
- Insulated double skinned polycarbonate clearlights
- Excellent heat retention for optimum dry storage of goods such as electrical
- Large choice of doors, windows, colours and finishes



Optional Extras

Standard Colours



Wood Effect Finish



Panel Profiles



Maxi Rib
(*Selected Colours)



Plank Effect
(All colours and finishes)



Ship Lap
(All colours and finishes)

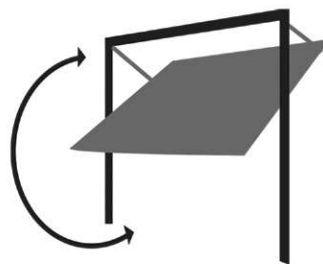


Vertical
(Standard colours only)

Garage Doors*



Insulated Roller Door



Up and Over



Sectional

**Available in a wide range of colours*

Steel Personnel Doors*



10 Point Locking



Wide 10 Point Locking



Double Side Hung

**Available in a wide range of colours*

PVC Doors



White



Woodgrain



Anthracite

Half Glazed PVC



White



Woodgrain



Anthracite

PVC Windows*

Fixed Windows



White



Woodgrain



Anthracite

Opening Windows



White



Woodgrain



Anthracite

**Available in a wide range of styles*

Fully Glazed PVC



White



Woodgrain



Anthracite

PVC French Doors



White



Woodgrain




Anthracite

Roof Options



Standard Box Profile



Tile Effect PVC Coated

What Next?

Contact us to speak to one of our specialist advisors who will be able to advise you on the best choice of product to suit your budget.

Contact Us:

Tel: 01977 232850

Web: www.hansonsteelbuildings.co.uk

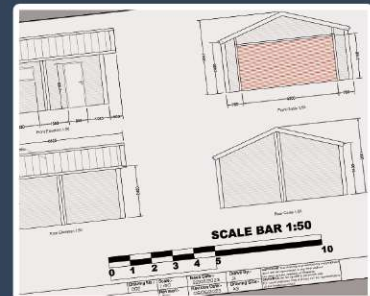
Email: sales@hansonbuildings.co.uk



Planning Permission

For advice on planning and building regulations please visit:

www.planningportal.co.uk



Concrete Bases

Hanson's will provide you with the correct dimensions for your new concrete base. If you already have an existing base then we can manufacture the building to fit your existing base perfectly.



Accreditations

We have the following accreditations:



www.hansonsteelbuildings.co.uk



Hanson Buildings

Warren Road, Green Lane Ind. Park,
Featherstone, WF7 6EL

Tel: 01977 232850

Web: www.hansonbuildings.co.uk

Email: sales@hansonbuildings.co.uk